

Financial Services Commission

Statistical Bulletin

Vol. 9 December 2007

Legal & Enforcement

Insolvency Services

Banking & Fiduciary

Investment Business

Insurance

ROCA

Introduction

This, the ninth volume of the BVI Financial Services Commission's Quarterly Statistical Bulletin, provides information, statistics and analysis on financial services activities for the year 2007. The FSC's Statistical Bulletin is just one mechanism by which the FSC communicates the progress that has been made within several different sectors of our industry. We believe that having useful and accurate information about the services we provide is of utmost importance. We hope this bulletin helps you with your business endeavours and informs you about the progress we are making.



About the Commission
The Financial Services Commission Act, 2001 which came into force on 1 January, 2002, established the Financial Services Commission.

The Commission is an autonomous regulatory authority responsible for the regulation, supervision and inspection of all financial services in and from within the British Virgin Islands.

Hours of Operation
8:30 a.m. to 4:30 p.m.
Monday through Friday

Enquiries

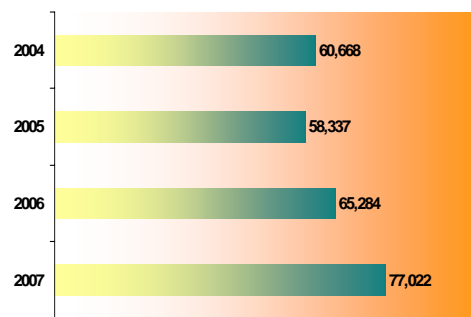
Telephone (284) 494-4190
Fax (284) 494-5016
E-mail us at enquiries@bvifsc.vg
or visit us on the web at www.bvifsc.vg

Registry of Corporate Affairs

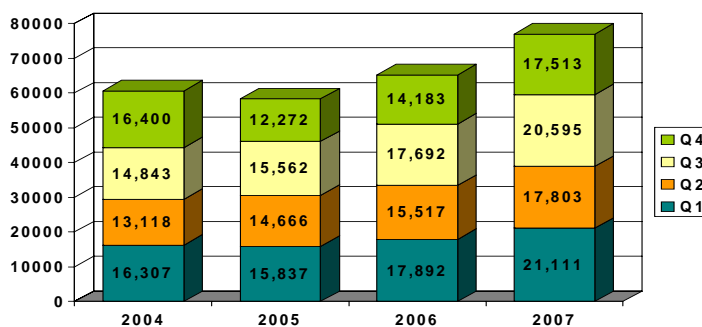
2007					
	Q4	Q3	Q2	Q1	Cumulative
Total number of companies on the Register	-	-	-	-	404,321*
Limited Partnerships	41	18	28	26	471*
Number of Dissolutions	9,468	983	1,043	74	53,988

* These figures represent active entities.

Yearly Company Incorporations
(2004-2007)



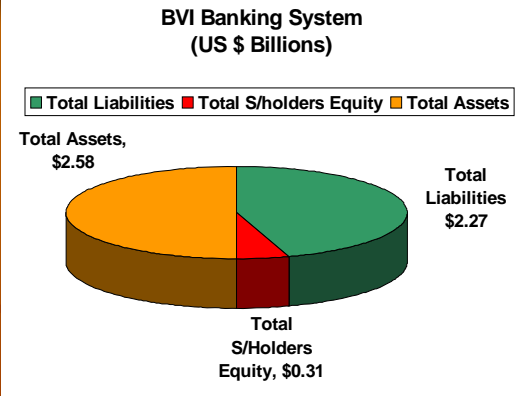
Quarterly Company Comparisons (2004-2007)



* Incorporation figures include BVI BCs, IBCs and local companies, as applicable.

Banking & Fiduciary Services

	Licences Granted in 2007	Cumulative* 2007	Cumulative* 2006
General Banking	0	6	6
Restricted Class I Banking	0	3	3
Class I Trust (includes General Trust Licences)	3	98	101
Class II Trust	0	2	-
Class III Trust	1	3	-
Restricted Class II Trust (includes Restricted Trust Licences)	5	107	108
Restricted Class III Trust	0	0	-
Company Management	3	21	21
Authorised Custodian	2	7	5
Registered Agents	-	117	110



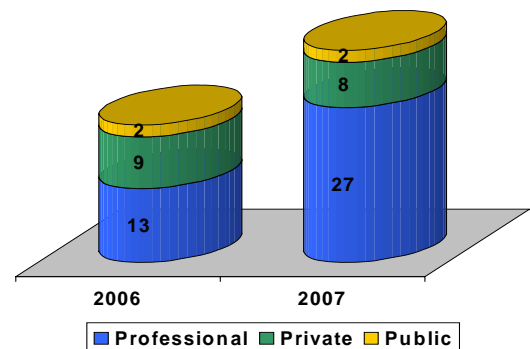
* These figures reflect new licences granted and licences: renewed, surrendered and not-renewed.

Investment Business

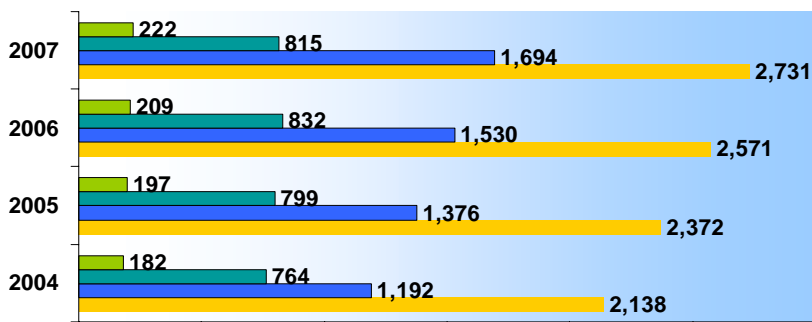
Annual Licences and Certificates Granted	2004	2005	2006	2007
Professional	273	246	282	317
Private	156	102	90	87
Public	24	18	18	17
Managers	47	54	61	64
Administrators	2	3	1	2
Managers & Administrators	2	1	0	2

* These figures represent active entities.

Segregated Portfolio Companies (Mutual Funds Incorporated or Re-registered, by Year)



Cumulative Active Mutual Funds, by Category



Legal/ Enforcement and International Cooperation

Legal and Enforcement Division Statistics			
	Q4 2007	2007	2006
International Cooperation Matters			
<i>Formal Requests*</i>	12	53	31
<i>Informal Requests**</i>	2	16	22
Enforcement Matters	8	10	30
Advisory Warnings	0	1	1

* requires the disclosure of non-public information

** requires the disclosure of public information

Insurance

	2004	2005	2006	2007
Captive Insurers	346	380	400	392
Domestic Insurers	27	28	30	31
Insurance Managers	17	23	22	20

New Captives Licences Approved, by Parent Industry

