



Financial Services Commission Statistical Bulletin

Vol. 10 March 2008

Legal & Enforcement

Insolvency Services

Banking & Fiduciary

Investment Business

Insurance

ROCA

Introduction

This, the tenth volume of the BVI Financial Services Commission's Quarterly Statistical Bulletin, provides information, statistics and analysis on financial services activities for the first quarter of 2008. The FSC's Statistical Bulletin is just one mechanism by which the FSC communicates the progress that has been made within several different sectors of our industry. We believe that having useful and accurate information about the services we provide is of utmost importance. We hope this bulletin helps you with your business endeavours and informs you about the progress we are making. The Commission apologises that no statistical information for the Banking & Fiduciary Services sector was available at the time of publication.



About the Commission
The Financial Services Commission Act, 2001 which came into force on 1 January, 2002, established the Financial Services Commission.

The Commission is an autonomous regulatory authority responsible for the regulation, supervision and inspection of all financial services in and from within the British Virgin Islands.

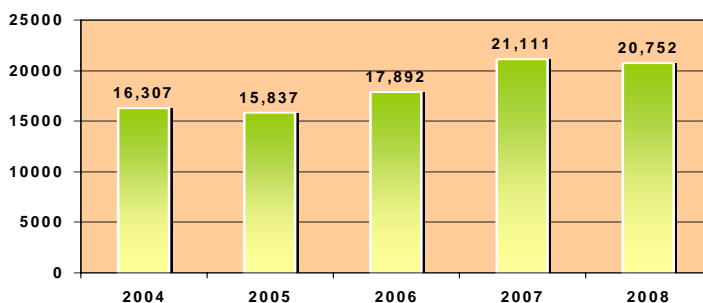
Hours of Operation
8:30 a.m. to 4:30 p.m.
Monday through Friday

Enquiries
Telephone (284) 494-4190
Fax (284) 494-5016
E-mail us at enquiries@bvifsc.vg
or visit us on the web at www.bvifsc.vg

Registry of Corporate Affairs

Registry of Corporate Affairs Statistics				
	Qtr 1 2008	Qtr 1 2007	Qtr 4 2007	Cumulative as at 31 March 2008
Company Incorporations	20,752	21,111	17,513	430,034*
Limited Partnerships	32	26	41	506*
Dissolutions	1,143	74	9,468	55,131


Company Incorporations
Qtr 1 2004-2008



Company incorporations prior to 2006 include IBCs and local companies.

Insolvency

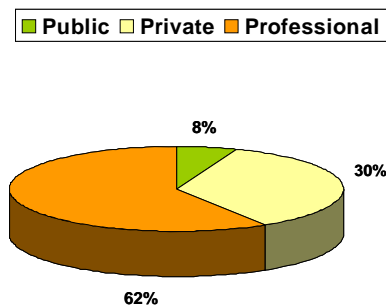
Type of Case	Number of Cases Opened		
	2005	2006	2007
Receiverships	16	3	11
Administrative Receiverships	0	0	3
Company Creditor Arrangements	1	0	0
Administrations	0	0	0
Provisional Liquidations	8	28	5
Liquidations – appointed by members	7	4	4
Liquidations – appointed by the Court	14	52	19
Bankruptcies	0	0	0
Individual Creditor Arrangements	0	0	0
Total	46	87	42



Investment Business

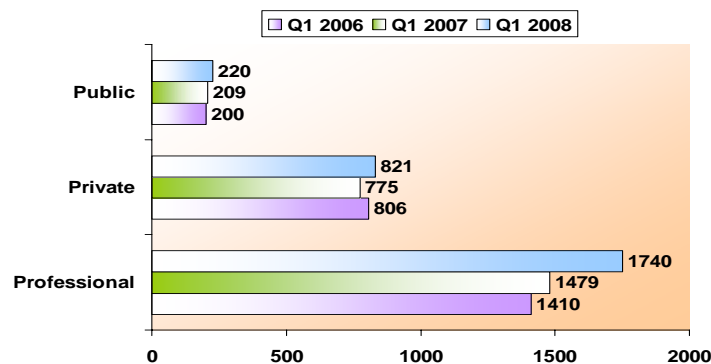
Investment Business Division Statistics				
	Qtr 1 2008	Qtr 1 2007	Qtr 4 2007	Cumulative* as at 31 March 2008
Managers	12	11	14	475
Administrators	0	2	0	36
Manager/Administrators	0	1	1	46
Total	12	14	15	557
Professional	57	73	80	1740
Private	16	22	27	821
Public	4	2	7	220
Total	77	97	114	2781

Active Mutual Funds

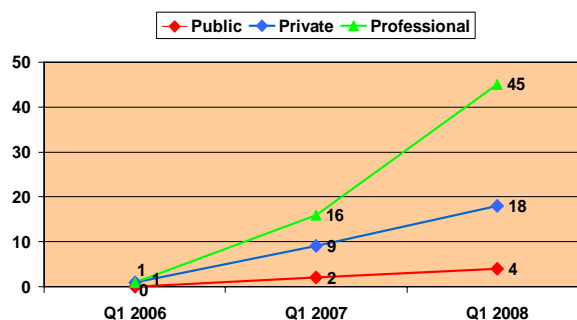


* These figures represent active entities.

Active Mutual Fund Entities Qtr 1 2006-2008



Funds Incorporated or Re-registered as Segregated Portfolio Companies (Q1 2006 - Q1 2008)



Legal/ Enforcement and International Cooperation

Legal and Enforcement Division		
	Quarter 1 2007	Quarter 1 2008
International Co-operation Matters		
<i>Formal Requests*</i>	6	11
<i>Informal Requests**</i>	5	8
Enforcement Matters	2	14
Advisory Warnings	0	0

* requires the disclosure of non-public information

** requires the disclosure of public information

Insurance

Insurance Division: New Licences

	Qtr 1 2008	Qtr 1 2007	Qtr 4 2007
Captive Insurers	1	2	24
Domestic Insurers	0	0	1
Insurance Managers	0	0	0

Total Insurance Intermediaries

